





UL 21550


Product Description

 **Rated voltage**
30V

 **Rated temperature**
80℃

 **Fire Performances**
Horizontal flame

 **AWG**
Not Specified

 **Conductor**
Solid / Stranded

 **Insulation**
UL Labeled

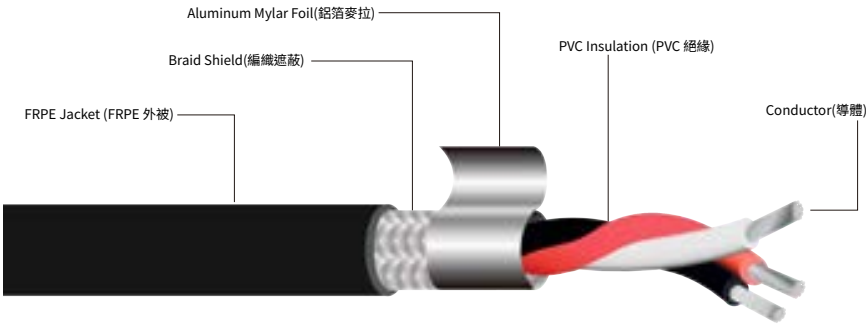
 **Assembly**
2 or more insulated conductors

 **Shield / Covering**
Optional

 **Jacket**
FRPE

 **Bend Radius**
10X

Marking Example:
E209277 cUL AWM STYLE 21550 80℃ 30V FT2 □□AWG
3A AWM IA 80℃ 30V □□AWG FT2 3A LF



Conductor			Insulation		
AWG 線規	Stranded (No./mm) 線規/線徑	Cores (N) 芯線(C)	Insulation overall Diameter(mm) 芯線直徑(mm)	Jacket of Thickness(mm) 外被厚度(mm)	OVERALL DIAMETER 完成外徑(mm)
18	34/0.18	2	1.84	0.40	3.80±0.1
	34/0.18	3	1.84	0.40	4.50±0.1
20	21/0.18	2	1.58	0.40	3.40±0.1
	21/0.18	3	1.58	0.40	4.00±0.1
22	17/0.16	2	1.40	0.40	3.10±0.1
	17/0.16	3	1.40	0.40	3.60±0.1
24	11/0.16	2	1.25	0.40	2.90±0.1
	11/0.16	3	1.25	0.40	3.30±0.1
26	7/0.16	2	1.13	0.40	2.70±0.1
	7/0.16	3	1.13	0.40	3.10±0.1

AWM UL 758

3A Plus, 3a plus(logo), and 3A (logo) are trademarks.
Other logos, product and/or Company names may be trademarks of their respective owners

