




UL 20881


Product Description

 **Rated voltage**
300V


 **Rated temperature**
60/75/80/90/105°C


 **Fire Performances**
Horizontal flame

 **AWG**
36AWG-10AWG


 **Conductor**
Solid/ Stranded

 **Insulation**
PVC

 **Assembly**
**2-150 conductors laid parallel and
in one plane**

 **Bend Radius**
10X

Marking Example:
E209277 cUL AWM STYLE 20881 105°C 300V FT2 □□AWG
3A AWM IA 105°C 300V □□AWG FT2 3A LF



Conductor				Insulation	
AWG 線規	Stranded (No./mm) 線規/線徑	Diameter (mm) 絞合外徑	Cores (N) 芯數	Insulation of Thickness(mm) 絕緣厚度(mm)	OVERALL DIAMETER 完成外徑(mm)
10	105/0.254	3.01	2F	0.38	4.0x8.0±0.10
12	65/0.254	2.37	2F	0.38	3.4x6.8±0.10
14	41/0.254	1.88	2F	0.38	2.9x5.8±0.10
16	26/0.254	1.50	2F	0.38	2.4x5.0±0.10
18	34/0.18	1.21	2F	0.38	2.1x4.2±0.10
20	21/0.18	0.95	2F	0.38	1.8x4.0±0.10
22	17/0.16	0.76	2F	0.38	1.6x3.5±0.10
24	11/0.16	0.62	2F	0.38	1.45x3.0±0.10
26	7/0.16	0.49	2F	0.38	1.35x2.7±0.10
28	7/0.127	0.39	2F	0.38	1.25x4.0±0.10
30	7/0.10	0.31	2F	0.38	1.15x2.3±0.10

AWM UL 758

3A Plus, 3a plus (logo), and 3A (logo) are trademarks.
Other logos, product and/or Company names may be trademarks of their respective owners