



UL 20328


Product Description

 **Rated voltage**
600V


 **Rated temperature**
105°C


 **Fire Performances**
Cable flame

 **AWG**
36AWG min


 **Conductor**
Solid / Stranded

 **Insulation**
UL Labeled


 **Assembly**
2 or more insulated conductors are cabled together to form a round, flat, or oval cable.

 **Shield / Covering**
Optional

 **Jacket**
TPE

 **Bend Radius**
5X min.

Marking Example:
E209277 cUL AWM STYLE 20328 105°C 600V VW-1 □□AWG
3A AWM IA 105°C 600V □□AWG VW-1 3A LF



Conductor			Insulation			
AWG 線規	Stranded (No./mm) 線規/線徑	Cores (N) 芯線(C)	Insulation overall Diameter(mm) 芯線直徑(mm)	Jacket&Shield of Thickness(mm) 外被厚度(mm)		OVERALL DIAMETER 完成外徑(mm)
14	41/0.254	2	2.96	1.15	0.16	7.46±0.15
	41/0.254	3	2.96	1.15	0.16	8.50±0.15
16	26/0.254	2	2.58	1.15	0.16	6.83±0.15
	26/0.254	3	2.58	1.15	0.16	7.78±0.15
18	34/0.18	2	2.30	1.15	0.16	6.37±0.10
	34/0.18	3	2.30	1.15	0.16	7.21±0.10
20	21/0.18	2	2.04	1.15	0.16	5.59±0.10
	21/0.18	3	2.04	1.15	0.16	6.69±0.10
22	17/0.16	2	1.85	1.15	0.16	5.63±0.10
	17/0.16	3	1.85	1.15	0.16	6.31±0.10

AWM UL 758

3A Plus, 3a plus(logo), and 3A (logo) are trademarks.
Other logos, product and/or Company names may be trademarks of their respective owners

