




UL 1015


Product Description

 **Rated voltage**
600Vac/750Vdc


 **Rated temperature**
80°C / 90°C / 105°C

 **Fire Performances**
Horizontal flame


 **AWG**
30AWG-4/0AWG

 **Conductor**
Solid / Stranded

 **Insulation**
PVC

 **Bend Radius**
10X

Marking Example:
E209277 cUL AWM STYLE 1015 80°C 600V FT2 □□AWG
3A AWM IA 80°C 600V □□AWG FT2 3A LF



Conductor			Insulation	
AWG 線規	Stranded (No./mm) 線規/線徑	Diameter (mm) 絞合外徑	Insulation Thickness (mm) 絕緣厚度(mm)	OVERALL DIAMETER 完成外徑(mm)
4/0	2146/0.254	15.70	2.09	17.77±0.15
3/0	1615/0.254	13.65	2.09	15.97±0.15
2/0	1330/0.254	12.36	2.09	14.88±0.15
1/0	1026/0.254	10.85	2.09	13.58±0.15
2	665/0.254	8.74	1.58	10.73±0.15
4	420/0.254	6.94	1.58	9.18±0.15
6	259/0.254	5.46	1.58	7.89±0.15
8	161/0.254	3.72	1.20	6.12±0.15
10	105/0.254	3.01	0.82	4.65±0.1
12	65/0.254	2.37	0.82	4.01±0.1
14	41/0.254	1.88	0.82	3.52±0.1
16	26/0.254	1.50	0.82	3.14±0.1
18	34/0.18	1.21	0.82	2.86±0.1
20	21/0.18	0.95	0.82	2.60±0.1
22	17/0.16	0.76	0.82	2.41±0.1
24	11/0.16	0.62	0.82	2.26±0.1
26	7/0.16	0.49	0.82	2.13±0.1
28	7/0.127	0.39	0.82	2.03±0.1
30	7/0.10	0.31	0.82	1.95±0.1

AWM UL 758

3A Plus, 3a plus(logo), and 3A (logo) are trademarks.
Other logos, product and/or Company names may be trademarks of their respective owners