





UL 21305


Product Description

 Rated voltage
300V


 Rated temperature
60°C


 Fire Performances
Horizontal flame

 AWG
Not Specified

 Conductor
Solid / Stranded

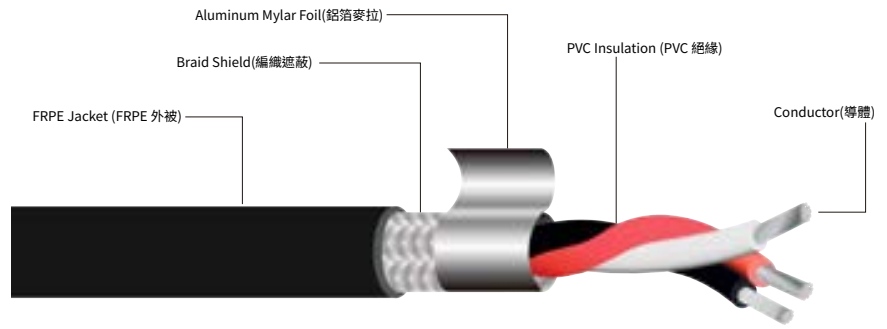
 Insulation
UL Labeled

 Assembly
2-more conductors (twisted singles /
groups /laid parallel to form flat, oval,
or round cables)

 Shield / Covering
Optional

 Jacket
FRPE

 Bend Radius
10X



AWG 線規	Conductor		Insulation		
	Stranded (No./mm) 線規/線徑	Cores (N) 芯線(C)	Insulation overall Diameter(mm) 芯線直徑(mm)	Jacket of Thickness(mm) 外被厚度(mm)	OVERALL DIAMETER 完成外徑(mm)
16	26/0.254	2	2.13	0.41	7.60±0.1
	34/0.18	2	1.84	0.41	5.40±0.1
18	34/0.18	3	1.84	0.41	7.40±0.1
	21/0.18	2	1.58	0.41	4.80±0.1
20	21/0.18	3	1.58	0.41	6.90±0.1
	17/0.16	2	1.40	0.41	4.20±0.1
22	17/0.16	3	1.40	0.41	6.30±0.1
	11/0.16	2	1.25	0.41	4.00±0.1
24	11/0.16	3	1.25	0.41	5.90±0.1
	7/0.16	2	1.13	0.41	3.80±0.1
26	7/0.16	3	1.13	0.41	5.70±0.1
	7/0.127	2	1.03	0.41	4.00±0.1
28	7/0.127	3	1.03	0.41	5.70±0.1
	7/0.10	2	0.94	0.41	3.40±0.1
30	7/0.10	3	0.94	0.41	5.30±0.1

AWM UL 758

3A Plus, 3a plus (logo), and 3A (logo) are trademarks.
Other logos, product and/or Company names may be trademarks of their respective owners

Marking Example:
E209277 cUL AWM STYLE 21305 60°C 300V FT2 □□AWG
3A AWM IA 60°C 300V □□AWG FT2 3A LF

